








# Valores de torque normales sugeridos para elementos de sujeción Industrial (según manual de Torque Hand Tool División)

GRADOS Y MARCAS AMSCREW	ESPECIFICACION	1/4"		5/16"		3/8"		7/16"		1/2"		9/16"		5/8"		3/4"		7/8"		1"		1.1/8"		1.1/4"		1.3/8"		1.1/2"		
		lbs/pie	kg/m	lbs/pie	kg/m	lbs/pie	kg/m	lbs/pie	kg/m	lbs/pie	kg/m	lbs/pie	kg/m	lbs/pie	kg/m	lbs/pie	kg/m	lbs/pie	kg/m	lbs/pie	kg/m	lbs/pie	kg/m	lbs/pie	kg/m	lbs/pie	kg/m	lbs/pie	kg/m	
 P.S. GRADO 2	ASTM A-307 GRADO A	6	0.83	11	1.52	19	2.63	30	4.15	45	6.22	66	9.12	93	12.86	150	20.75	202	27.90	300	41.50	474	65.60	659	91.10	884	122.30	1057	146.20	
 P.S. GRADO 5	ASTM A-449 TIPO 1	9	1.24	18	2.48	31	4.30	50	6.90	75	10.37	110	15.21	150	20.75	250	34.58	378	52.30	583	80.60	782	108.20	1097	151.70	1461	202.10	1748	241.70	
 P.S. GRADO 8	ASTM A-354 GRADO BD	13	1.80	28	3.87	46	6.36	75	10.37	115	15.90	165	22.82	225	31.12	370	51.17	591	81.70	893	123.50	1410	195.00	1964	271.60	2633	364.10	3150	435.60	
 P.S. A 325	ASTM A-325 (NOTA 1)	---	---	---	---	---	---	---	---	100	13.83	---	---	200	27.66	355	49.10	525	72.60	790	109.30	1060	146.60	1495	206.80	1960	271.10	2600	359.60	
 P.S. A 490	ASTM A-490 (NOTA 1)	---	---	---	---	55	7.60	90	12.45	138	19.08	198	27.38	270	37.34	444	61.40	709	98.10	1071	148.10	1692	234.00	3264	326.40	3159	436.90	3780	522.80	
 ANSI B18.6.3 SAE J 478	ANSI B18.6.3 SAE J 478	75	0.86	140	1.61	---	---	---	---	---	---	---	---	---	---	---	---	---	---	---	---	---	---	---	---	---	---	---	---	---
 ASTM A-574	ASTM A-574	14	1.93	30	4.14	50	6.90	81	11.18	121	16.70	176	24.29	240	33.12	395	54.51	629	86.90	964	133.00	1523	210.10	2120	292.50	2843	392.30	3402	469.47	

NOTA 1 : ESPECIFICACIONES DE TORQUE VALEN PARA SUJECION PERMANENTE EN ESTRUCTURAS DE ACERO

Fuente: Depto. Ingeniería American Screw de Chile S.A.



LINEA PERNERIA